


Schaefer Brush



Wire End Brushes

Section 12

For deburring, polishing, finishing and cleaning

Custom brushes can be made to your specifications. Call for details!

Safety Equipment & Requirements

Safety goggles or face shields must be worn by operators and/or personnel in the working area of power brushes. Appropriate protective clothing

Speeds

Observe all speed restrictions indicated on brushes, containers, labels, or printed literature. "MSFS" means "Maximum Safe Free Speed" (R.P.M.); that is, spinning free with no work applied. For safety, never exceed "MSFS". Consult our office or representative for maximum safe speeds pertaining to your application, if not predetermined.

Guards

Keep all machine guards in place.

Circular Flared End Brushes

Effective brush for cleaning inside corners, sides and bottoms in one operation. 1-1/2" dia. & 3" dia. MSFS 14,000 R.P.M.



Crimped Carbon Steel Wire



Crimped Stainless Steel Wire

Crimped Carbon Steel Wire

Part #	Brush Dia.	Fill Dia.	Pack	Pack Weight
06562	1-1/2"	.008	1	.12
06566	1-1/2"	.014	1	.12
06568	1-1/2"	.020	1	.12
06576	3"	.014	1	.24
06580	3"	.020	1	.24

Crimped Stainless Steel Wire

Part #	Brush Dia.	Fill Dia.	Pack	Pack Weight
06662	1-1/2"	.006	1	.14
06670	1-1/2"	.020	1	.14

Crimped Wire Solid End Brushes

1/4" dia. shafts for all power tool operations. Uniform, highly concentrated wire fill. MSFS 20,000 R.P.M.



Crimped Carbon Steel Wire

Part #	Brush Dia.	Fill Dia.	Pack	Pack Weight
06512	1/2"	.006	1	.06
06514	1/2"	.010	1	.06
06518	1/2"	.014	1	.08
06520	1/2"	.020	1	.08
06522	3/4"	.006	1	.12
06524	3/4"	.010	1	.12
06528	3/4"	.014	1	.12
06530	3/4"	.020	1	.12
06532	1"	.006	1	.14
06534	1"	.010	1	.14
06536	1"	.014	1	.14
06540	1"	.020	1	.14

Crimped Stainless Steel Wire

Part #	Brush Dia.	Fill Dia.	Pack	Pack Weight
06612	1/2"	.006	1	.06
06614	1/2"	.010	1	.06
06618	1/2"	.014	1	.08
06624	3/4"	.010	1	.10
06628	3/4"	.014	1	.12
06630	3/4"	.020	1	.12
06634	1"	.010	1	.14
06636	1"	.014	1	.14
06640	1"	.020	1	.14

Flared Cup End



Crimped Carbon Steel Wire


Part #	Brush Dia.	Fill Dia.	Pack	Pack Weight
00221	1-1/2"	.008	1	.10
00223	1-1/2"	.012	1	.10
00226	2"	.014	1	.20
00228	2-1/2"	.014	1	.25



**WHEN USING
BRUSHES WEAR
GOGGLES OR
FACE SHIELDS!**

Circular Wire Brush With Spindle

Light duty brush with crimped high carbon steel wire. Recommended for use with electric power tools, 1/4" dia. spindle. MSFS 5,000 R.P.M.




Wire Cup Brush With Spindle

Light duty brush with crimped high carbon steel wire. Recommended for use with electric power tools, 1/4" dia. spindle. MSFS 5,000 R.P.M.



Knot Type End Brushes

The Knot style assures maximum stiffness for extra tough jobs. All spindle are 1/4" dia. for power tool use. MSFS 20,000 R.P.M.




Knot Type Wire Cup Brushes

Standard twist cups are made with tufts twisted over part of their length, for medium stiffness and flexibility. MSFS 12,000 R.P.M for 2-3/4" dia. brushes; MSFS 6,000 R.P.M for 4" and 6" dia. brushes.



Crimped Wire Cups

Carbon steel wire construction without twists or knots provides maximum flexibility for light and medium brush applications. MSFS 6,000, R.P.M. for 4" dia. brushes; MSFS 12,000 R.P.M for 3" dia. brushes



Crimped Carbon Steel Wire

Part #	Brush Dia.	Fill Dia.	Pack	Pack Weight
02020	2"	.012	1	.10
02025	2-1/2"	.0118	1	.12
02030	3"	.0118	1	.14
02023	2-1/2"	.014	1	.12
02031	3"	.008	1	.14
02038	3"	.006	1	.14
02040	4"	.0118	1	.28
02041	4"	.008	1	.28

Crimped Carbon Steel Wire

Part #	Brush Dia.	Fill Dia.	Pack	Pack Weight
00202	1-3/4"	.0118	1	.14
00203	1-3/4"	.006	1	.14
00208	2-1/2"	.008	1	.20
00209	2-1/2"	.012	1	.20
00204	2-3/4"	.0118	1	.26
00205	2-3/4"	.008	1	.28



WHEN USING BRUSHES WEAR GOGGLES OR FACE SHIELDS!

Crimped Carbon Steel Wire

Part #	Brush Dia.	Fill Dia.	Pack	Pack Weight
06546	3/4"	.014	1	.14
06550	3/4"	.020	1	.14
06556	1"	.014	1	.22
06560	1"	.020	1	.22

Single Row Carbon Steel Cable Twist

Part #	Brush Dia.	Fill Dia.	Thread Size	Trim	Pack	Pack Weight
03004	4"	.020	5/8" - 11	1-1/4"	1	1.42
03007	6"	.023	5/8" - 11	1-1/2"	1	2.40

Single Row Standard Twist


Part #	Brush Dia.	Fill Dia.	Thread Size	Trim	Pack	Pack Weight
03008	4"	.014	5/8" - 11	1-1/4"	1	1.36
03009	6"	.023	5/8" - 11	1-1/2"	1	2.24
24331	2-3/4"	.020	5/8" - 11	7/8"	1	.52
24332*	2-3/4"	.020	5/8" - 11	7/8"	1	.48
24335	2-3/4"	.020	M14 x 2.0	7/8"	1	.50

*Part # 24332 Stainless Steel material

Crimped Carbon Steel Wire

Part #	Brush Dia.	Fill Dia.	Thread Size	Trim	Pack	Pack Weight
24311	2-3/4"	.014	5/8" - 11	1-1/4"	1	.46
24315	3"	.014	M14 x 2.0	1-1/4"	1	.58
03040	4"	.012	5/8" - 11	1-1/8"	1	1.24
03050	4"	.014	5/8" - 11	1-1/8"	1	1.24
03052	4"	.020	5/8" - 11	1-1/4"	1	1.24
03060	5"	.014	5/8" - 11	1-1/4"	1	N/A
03080	6"	.014	5/8" - 11	1-3/8"	1	N/A
24309*	2-3/4"	.014	5/8" - 11	7/8"	1	.46

*Part # 24309 Stainless Steel material



Combitwist Cup Brush (NEW!)



Carbon Steel Wire

Part #	Brush Dia.	Fill Dia.	Thread Size	Trim Length	Pack	Pack Weight
03529	2-3/4"	.014	5/8"-11	7/8"	1	.50
03531	2-3/4"	.020	5/8"-11	7/8"	1	.55

Stainless Steel Wire

03629	2-3/4"	.014	5/8"-11	7/8"	1	.50
03631	2-3/4"	.020	5/8"-11	7/8"	1	.55

Pencil End Brushes

Effective brush for tight spaces. Steel holders are 3" long. MSFS 8,000 R.P.M.



**WHEN USING
BRUSHES WEAR
GOGGLES OR
FACE SHIELDS!**

Carbon Steel Wire

Part #	Brush Dia.	Fill Dia.	Trim	Pack	Pack Weight
06594	1/4"	.010	3/4"	1	.04
06595	1/4"	.012	3/4"	1	.04
06597	5/16"	.010	3/8"	1	.05
06598	5/16"	.012	3/8"	1	.05
06599	3/8"	.012	3/8"	1	.06
06596	3/8"	.014	3/8"	1	.06

Stainless Steel Wire

06694	1/4"	.010	3/4"	1	.04
06695	1/4"	.012	3/4"	1	.04
06697	5/16"	.010	3/8"	1	.05
06698	5/16"	.012	3/8"	1	.05
06699	3/8"	.012	3/8"	1	.06
06696	3/8"	.014	3/8"	1	.06

Wire Wheel Brushes

Knot Type Wire Wheels



**WHEN USING
BRUSHES WEAR
GOGGLES OR
FACE SHIELDS!**

Knots twisted over part of their length provide medium flexibility, highly suited for surface preparation prior to welding and for general clean up. Brushes with a diameter of 4" or less have MSFS of 20,000 R.P.M; 6" dia. have MSFS of 9,000 R.P.M; and 8" dia. have MSFS of 6,000 R.P.M.

Crimped Carbon Steel Wire

Part #	Brush Dia.	Fill Dia.	Face Width	Arbor Hole	Trim Length	Pack	Pack Weight
24101	3"	.012	7/16"	1/2"-3/8"	3/4"	1	.22
24102	3"	.014	7/16"	1/2"-3/8"	3/4"	1	.24
24111	4"	.012	5/8"	1/2"-3/8"	3/4"	1	.40
24112	4"	.014	5/8"	1/2"-3/8"	3/4"	1	.40
24121	6"	.012	5/8"	5/8"-1/2"	1-1/8"	1	1.22
24122	6"	.014	5/8"	5/8"-1/2"	1-1/8"	1	1.00
24123	6"	.016	5/8"	5/8"-1/2"	1-1/8"	1	1.16
24132	8"	.014	5/8"	5/8"	1-5/8"	1	2.14
24134	8"	.020	5/8"	5/8"	1-5/8"	1	2.14

Stringer Bead



Carbon Steel Wire

Part #	Brush Dia.	Fill Dia.	Face Width	Thread Size	Trim Length	Pack	Pack Weight
24271	4"	.020	3/16"	5/8"-11	3/4"	1	0.5
24278	6"	.020	3/16"	5/8"-11	3/4"	1	1.2


Stainless Steel Wire

24281	4"	.020	3/16"	5/8"-11	3/4"	1	0.5
24288	6"	.020	3/16"	5/8"-11	3/4"	1	1.2

Full Cable Twist



Combitwist Stringer Bead



Combitwist Full Cable




**WHEN USING
BRUSHES WEAR
GOGGLES OR
FACE SHIELDS!**

Medium Face Wheel



Narrow Face Wheel



Carbon Steel Wire

Part #	Brush Dia.	Fill Dia.	Face Width	Thread Size	Trim Length	Pack	Pack Weight
24221	4"	.020	3/8"	5/8"-11	3/4"	1	.55
24222	4"	.020	3/8"	1/2"-13	3/4"	1	.55
24228	6"	.023	3/8"	5/8"-11	1-1/4"	1	1.50

Stainless Steel Wire

24232	4"	.020	3/8"	5/8"-11	3/4"	1	.60
24238	6"	.023	3/8"	5/8"-11	1-1/4"	1	1.55

Carbon Steel Wire

Part #	Brush Dia.	Fill Dia.	Face Width	Thread Size	Trim Length	Pack	Pack Weight
03121	4"	.020	3/16"	5/8"-11	3/4"	1	.50
03131	6"	.020	3/16"	5/8"-11	1-1/4"	1	1.20

Stainless Steel Wire

03221	4"	.020	3/16"	5/8"-11	3/4"	1	.50
03231	6"	.020	3/16"	5/8"-11	1-1/4"	1	1.20

Carbon Steel Wire

Part #	Brush Dia.	Fill Dia.	Face Width	Thread Size	Trim Length	Pack	Pack Weight
03318	4"	.014	3/8"	5/8"-11	3/4"	1	.50
03321	4"	.020	3/8"	5/8"-11	3/4"	1	.55
03331	6"	.023	3/8"	5/8"-11	1-1/4"	1	1.50

Stainless Steel Wire

03418	4"	.014	3/8"	5/8"-11	3/4"	1	.55
03421	4"	.020	3/8"	5/8"-11	3/4"	1	.60
03431	6"	.023	3/8"	5/8"-11	1-1/4"	1	1.60

The 2300 series wire wheels have a 2" (A.H.) opening into which adapters are inserted to fit the following shaft sizes: 1/2", 5/8", 3/4", 7/8", 1", 1-1/4", and 1-1/2". One set of adapters furnished with each brush. Arbor hole size must be specified when ordering. MSFS for brushes with 6" dia. or less is 6,000 R.P.M; brushes with greater than 6" dia. is 4,500 R.P.M.

Crimped Carbon Steel Wire

Part #	Brush Dia.	Fill Dia.	Face Width	Arbor Hole	Trim Length	Pack	Pack Weight
23006	4-1/4"	.012	7/8"	2"	7/8"	1	1.00
23014	4-1/4"	.008	7/8"	2"	7/8"	1	1.24
23017	6"	.014	1-1/16"	2"	1/1/8"	1	1.10
23025	8"	.010	1-1/16"	2"	1-1/2"	1	2.22
23027	8"	.014	1-1/16"	2"	1-1/2"	1	2.22


Sections may be stacked to provide wider brush faces. Specify arbor size when ordering. Available with 1/2", 5/8", 3/4", 7/8", 1", 1-1/4", and 1-1/2" arbor. MSFS for brushes with 6" dia. or less is 6,000 R.P.M. brushes with greater than 6" dia. is 4,500 R.P.M.

Crimped Carbon Steel Wire

Part #	Brush Dia.	Fill Dia.	Face Width	Arbor Hole	Trim Length	Pack	Pack Weight
24005	4"	.010	9/16"	1/2"-3/8"	3/4"	1	.30
24007	4"	.014	9/16"	1/2"-3/8"	3/4"	1	.30
24013	6"	.006	5/8"	5/8"-1/2"	1-1/8"	1	.70
24015	6"	.010	5/8"	5/8"-1/2"	1-1/8"	1	.64
24017	6"	.014	5/8"	5/8"-1/2"	1-1/8"	1	.70
24025	8"	.010	5/8"	5/8"	1-1/2"	1	1.08
24027	8"	.014	5/8"	5/8"	1-1/2"	1	1.16



Wheel Brushes



Grommet Center Wheels

Small diameter wheels with 1/4" face widths are ideal for cleaning, deburring, or finishing in hard to reach spots. Wheels may be stacked to attain wider face widths. Maximum Safe Free Speed 20,000 R.P.M.



**WHEN USING
BRUSHES WEAR
GOGGLES OR
FACE SHIELDS!**

Carbon Steel Wire

Part #	Brush Dia.	Fill Dia.	Arbor Hole	Trim Length	Pack	Pack Weight
32045	2"	.010	1/2"	1/2"	1	.06
32047	2"	.014	1/2"-3/8"	1/2"	1	.08
32065	3"	.010	1/2"	1"	1	.08
32066	3"	.012	1/2"-3/8"	1"	1	.10
32067	3"	.014	1/2"-3/8"	1"	1	.10


Silicone Carbide

Part #	Brush Dia.	Fill Dia.	Arbor Hole	Trim Length	Pack	Pack Weight
32402	2"	.022/320	1/2"	1"	1	.03
32406	2"	.040/120	1/2"	1"	1	.03
32412	3"	.022/320	1/2"	15/16"	1	.04
32416	3"	.040/120	1/2"	15/16"	1	.04

Tampico

Part #	Brush Dia.	Fill Dia.	Arbor Hole	Trim Length	Pack	Pack Weight
32292	2"	N/A	1/4"	11/16"	1	.03
32296	3"	N/A	1/2"	1"	1	.04

Crimped Wire Wheel (High Speed)



**WHEN USING
BRUSHES WEAR
GOGGLES OR
FACE SHIELDS!**

Maximum Speed 3,000 RPM

Carbon Steel Wire

Part #	Brush Dia.	Fill Dia.	Face Width	Thread Size	Trim Length	Pack	Pack Weight
22021	4"	.014	1/2"	5/8"-11	11/16"	1	.50

Stainless Steel Wire

22034	4"	.014	1/2"	5/8"-11	11/16"	1	.50
-------	----	------	------	---------	--------	---	-----

Stainless Steel Wire

Part #	Brush Dia.	Fill Dia.	Arbor Hole	Trim Length	Pack	Pack Weight
32146	2"	.012	1/2"-3/8"	1/2"	1	.06
32155	3"	.010	1/2"	1"	1	.10
32157	3"	.014	1/2"-3/8"	1"	1	.12

Brass Wire

Part #	Brush Dia.	Fill Dia.	Arbor Hole	Trim Length	Pack	Pack Weight
32342	2"	.005	1/2"	1/2"	1	.06
32352	3"	.005	5/8"	15/16"	1	.08
32355	3"	.010	1/2"	3/4"	1	.08
32357	3"	.014	5/8"	15/16"	1	.08
32250	4"	.005	5/8"	3/4"	1	.12

Nylon

Part #	Brush Dia.	Fill Dia.	Arbor Hole	Trim Length	Pack	Pack Weight
32209	1-3/8"	.010	1/4"	3/8"	1	.02
32213	1-1/2"	.010	3/8"	7/16"	1	.02
32221	2"	.008	1/2"	1/2"	1	.03
32223	2"	.010	1/2"	1/2"	1	.03
32226	2"	.014	1/2"	1/2"	1	.03
32243	3"	.010	1/2"	1"	1	.04
32244	3"	.016	1/2"	1"	1	.04
32245	3"	.010	5/8"	3/4"	1	.04
32246	3"	.016	5/8"	3/4"	1	.05
32258	4"	.020	5/8"	3/4"	1	.06

Drive Shaft Arbors

Reusable shafts designed for electric and air tool use with grommet center wheels.



Part #	Drive Dia.	Arbor Dia.	Pack	Pack Weight
00007	1/4"	1/4"	1	.01
00008	1/4"	3/8"	1	.03
00009	1/4"	1/2"	1	.03

Plastic Arbor Reducers

Bushing used to adapt oversized brush arbors to your shaft sizes.



Part #	O.D.	I.D.	Pack	Pack Weight
00002	3/8"	1/4"	1	.01
00003	1/2"	1/4"	1	.01
00004	1/2"	3/8"	1	.01
00005	5/8"	1/2"	1	.01



**SCHAEFER
BRUSH**
MANUFACTURING™

1101 S. Prairie Ave. PO Box 148 Waukesha, WI 53187
Phone 262-547-3500 1-800-347-3501 Fax 262-547-3927
Email brushes@schaferbrush.com www.schaferbrush.com