


Schaefer Brush



Tube Brushes

Section 10

Custom brushes can be made to your specifications. Call for details!

Tube br

Twisted Wire Brushes

The small symbols represent a cross section of a twisted brush.



Single Spiral/Single Stem (2 wire)

Brush bristles are twisted between two stem wires with a single wire on each side.



Single Spiral/Double Stem (4 wire)

Brush bristles are twisted between four stem wires with two stem wires on each side.



Double Spiral/Double Stem (4 wire)

Brush bristles are twisted between four stem wires with two layers of bristle. Each layer is perpendicular to the other with a single stem wire in each quadrant.

Safety Equipment & Requirements

Safety goggles or face shields must be worn by operators and/or personnel in the working area of brushes. Appropriate protective clothing and equipment must be used where a possibility of injury exists which could be prevented by using such clothing or equipment.



**WHEN USING
BRUSHES WEAR
GOGGLES OR
FACE SHIELDS!**

Speeds

Observe all speed restrictions indicated on brushes, containers, labels, or printed literature. "MSFS" means "Maximum Safe Free Speed" (RPM); that is, spinning free with no work applied. For safety, never exceed "MSFS". Consult our office or representative for maximum safe speeds pertaining to your application, if not predetermined.

Guards

Keep all machine guards in place.

Short Handle Nylon & Bristle Tube Brushes

Nylon Tube Brushes

Single Spiral/Single Stem



Part #	Dia. X Brush Part	Overall Length	Fill Dia.	Pack Pack	Pack Weight
14504	1/4" x 2"	6-1/2"	.010	12	0.7
14510	3/8" x 2"	6-1/2"	.010	12	0.7
14517	1/2" x 3"	9"	.012	12	0.9
14529	3/4" x 3"	9"	.008	12	1.1


Natural Bristle Tube Brushes

Single Spiral/Single Stem



Part #	Dia. X Brush Part	Overall Length	Pack	Pack Weight
10209	1/4" x 2"	6-1/2"	12	0.8
10210	3/8" x 2"	6-1/2"	12	0.8
10220	3/8" x 2"	9"	12	0.9
10211	1/2" x 3"	9"	12	0.8
10221	1/2" x 3"	12"	12	1.1
10212	3/4" x 3"	9"	12	1.1
10214	3/4" x 3"	12"	12	1.2
10213	1" x 4"	12"	12	1.3

Long Handle Nylon & Bristle Tube Brushes




Nylon Tube Brushes Single Spiral/Single Stem



Part #	Dia. X Brush Part	Overall Length	Fill Dia	Pack	Pack Weight
14506	1/4" x 2"	15"	.010	12	0.7
14509	5/16" x 2"	15"	.010	12	0.8
14512	3/8" x 2"	15"	.010	12	1.1
14515	7/16" x 2"	15"	.010	12	1.1
14518	1/2" x 3"	15"	.012	12	1.1
14520	1/2" x 3"	30"	.012	12	3.0
14524	5/8" x 3"	15"	.012	12	1.1
14530	3/4" x 3"	15"	.012	12	1.3
14533	3/4" x 3"	30"	.008	12	3.0
14539	1" x 4"	15"	.014	12	1.5
14547	1-1/4" x 4"	15"	.014	12	1.5
14565	1-1/2" x 4"	15"	.016	12	1.8
14567	1-1/2" x 4"	36"	.012	12	3.5
14573	1-3/4" x 4"	15"	.016	12	1.8
14582	2" x 4"	15"	.012	12	2.0
14588	2-1/4" x 4"	36"	.014	12	3.5

Natural Bristle Tube Brushes Single Spiral/Single Stem



Part #	Dia. X Brush Part	Overall Length	Pack	Pack Weight
10222	1/2" x 3"	18"	12	1.2
10223	1/2" x 3"	24"	12	1.3
10224	1/2" x 3"	36"	12	2.3
10216	1" x 4"	18"	12	1.8
10217	1-1/4" x 4"	18"	12	1.9
10218	1-1/2" x 4"	18"	12	2.0
10225	1-3/4" x 4"	18"	12	2.1
10226	2" x 4"	18"	12	2.3

Short Handle Wire Tube Brushes

Stainless Steel Single Spiral/Single Stem




Part #	Fill Dia.	Brush Dia.	Part #	Fill Dia.	Brush Length	Overall Length	Pack	Pack Weight
01000	.003	1/8"	01020	.005	1"	6"	12	0.7
01001	.003	3/16"	01021	.005	1-1/2"	7"	12	0.7
01002	.003	1/4"	01022	.005	1-1/2"	7"	12	0.7
01003	.004	5/16"	01023	.005	1-1/2"	7"	12	0.7
01004	.005	3/8"	01024	.006	2"	8"	12	0.8
01005	.005	7/16"	01025	.006	2"	8"	12	0.8
01006	.005	1/2"	01026	.006	2"	8"	12	0.8
01007	.005	5/8"	01027	.007	2-1/2"	9"	12	1.1
01008	.005	3/4"	01028	.007	2-1/2"	9"	12	1.1
01009	.005	7/8"	01029	.007	2-1/2"	10"	12	1.3
01010	.005	1"	01030	.008	2-1/2"	10"	12	1.3

Brass Single Spiral/Single Stem



Part #	Fill Dia.	Brush Dia	Brush Length	Overall Length	Pack	Pack Weight
01042	.003	1/4"	1-1/2"	7"	12	.7
01043	.003	5/16"	1-1/2"	7"	12	.7
01044	.004	3/8"	2"	8"	12	.8
01045	.004	7/16"	2"	8"	12	.8
01046	.004	1/2"	2"	8"	12	.8
01047	.005	5/8"	2-1/2"	9"	12	1.1
01048	.005	3/4"	2-1/2"	9"	12	1.1
01049	.005	7/8"	2-1/2"	10"	12	1.3
01050	.005	1"	2-1/2"	10"	12	1.3

Long Handle Wire Tube Brushes



Stainless Steel or Brass

Single Spiral/Single Stem

3" brush part with long handle.



ST/ST Part #	Fill Dia.	Brass Part #	Fill Dia.	Brush Dia.	Overall Length	Pack	Pack Weight
14402	.005	14602	.005	1/4"	15"	12	1.1
14404	.005	14604	.005	3/8"	15"	12	1.3
14406	.006	14606	.006	1/2"	15"	12	1.5
14408	.006	14608	.006	5/8"	15"	12	1.8
14410	.007	14610	.006	3/4"	15"	12	1.8
14412	.007	14612	.006	7/8"	15"	12	2.0
14414	.007	14614	.006	1"	15"	12	2.0
14416	.007	14616	.008	1-1/4"	15"	12	2.0
14418	.007	14618	.008	1-1/2"	15"	12	2.1

ST/ST Part #	Fill Dia.	Brass Part #	Fill Dia.	Brush Dia.	Overall Length	Pack	Pack Weight
14442	.005	14642	.005	1/4"	27"	12	1.5
14444	.005	14644	.005	3/8"	27"	12	1.8
14446	.006	14646	.006	1/2"	27"	12	2.3
14448	.006	14648	.006	5/8"	27"	12	2.7
14450	.007	14650	.006	3/4"	27"	12	2.7
14452	.007	14652	.006	7/8"	27"	12	2.9
14454	.007	14654	.006	1"	27"	12	2.9
14456	.007	14656	.008	1-1/4"	27"	12	2.9
14458	.009	14658	.008	1-1/2"	27"	12	3.0

Stainless Steel

Double Spiral/Double Stem

3" brush part with long handle, extra heavy handle, filled with medium stiff wire.



Part #	Brush Dia.	Overall Length	Fill Dia.	Pack	Pack Weight
24404	1/2"	15"	.006	12	2.5
24408	3/4"	15"	.007	12	3.0
24412	1"	15"	.009	12	3.2
24416	1-1/2"	15"	.009	12	3.5



WHEN USING BRUSHES WEAR GOGGLES OR FACE SHIELDS!

Bright White Nylon Tube Brushes

Tube Brushes - Single Spiral/Double Stem

"Food Grade" white nylon tube brushes. FDA approved nylon. 1/4" male pipe thread nipple. Individually sealed in a poly bag.

Use the following accessories with the brushes below:

Fiberglass Rods 30663, 30664 or 30666, **Twisted Steel Extension Handles** 31438, 31448 or 31458, **Twisted Steel Handle With Ring** 30328, 30438, 30548 or 30658, **Nylon Rod** 36114, 36114-4, 36114S, 36114S-4.



WHEN USING BRUSHES WEAR GOGGLES OR FACE SHIELDS!

Premium Bright White - Stainless Steel Stem/Nipples

Part #	Brush Dia.	Brush Length	Fill Dia.	Pack	Pack Weight
42602	1"	4-1/2"	.018	1	.04
42604	1-1/2"	4-1/2"	.020	1	.04
42606	2"	4-1/2"	.022	1	.04
42608	2-1/2"	4-1/2"	.025	1	.06
42610	3"	4-1/2"	.028	1	.06
42614	4"	4-1/2"	.036	1	.06
42618	5"	4-1/2"	.036	1	.22
42622	6"	4-1/2"	.045	1	.30
42630	8"	4-1/2"	.060	1	.38


Economy Bright White - Galvanized Stem/Nipples

Part #	Brush Dia.	Brush Length	Fill Dia.	Pack	Pack Weight
42502	1"	4-1/2"	.018	1	.04
42504	1-1/2"	4-1/2"	.020	1	.04
42506	2"	4-1/2"	.022	1	.04
42508	2-1/2"	4-1/2"	.025	1	.06
42510	3"	4-1/2"	.028	1	.06
42514	4"	4-1/2"	.036	1	.06
42518	5"	4-1/2"	.036	1	.22
42522	6"	4-1/2"	.045	1	.30
42530	8"	4-1/2"	.060	1	.38



1101 S. Prairie Ave. PO Box 148 Waukesha, WI 53187
 Phone 262-547-3500 1-800-347-3501 Fax 262-547-3927
 Email brushes@schaeferbrush.com www.schaeferbrush.com

Adjustable Condenser Cleaners



Stainless steel wire scrapers with **1/4"-28 female threads**.



Part #	Size	Pack	Pack Weight
00691	5/16" to 3/8"	1	.06
00692	3/8" to 1/2"	1	.06
00693	1/2" to 5/8"	1	.12
00694	5/8" to 1"	1	.12

Condenser Fin Whisk Brush

Plastic handle whisk for cleaning condenser fins and evaporators - A whisk with a hundred uses.



Can be custom pad printed with your name & logo. Ask for details!


Part #	Brush Width	Trim	Overall Length	Pack	Pack Weight
02026	3"	2-1/8"	6-1/2"	24	1.35

Condenser Tube Brushes

Stainless Steel

Double Spiral/Double Stem

Recommended for stainless steel tubes. 1/4" and 5/16" dia. Brushes have a nipple **with 8-32 female thread** (use accessories 13042 or 13044). 3/8" thru 1" dia. Brushes have a nipple **with 12-24 female thread** (use accessories 13002 or 13003).



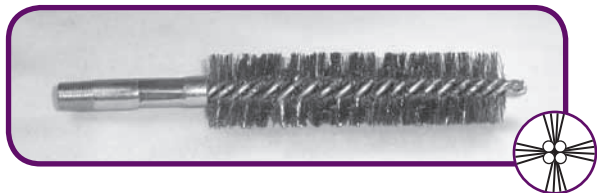
WHEN USING BRUSHES WEAR GOGGLES OR FACE SHIELDS!

Part #	Female Thread	Brush Dia.	Brush Length	Fill Dia.	Pack	Pack Weight
43802	8-32	1/4"	3"	.005	1	.06
43803	8-32	5/16"	3"	.005	1	.06
43804	12-24	3/8"	4"	.005	1	.10
43807	12-24	7/16"	4"	.005	1	.10
43810	12-24	1/2"	4"	.006	1	.10
43813	12-24	9/16"	4"	.006	1	.10
43816	12-24	5/8"	4"	.005	1	.10
43819	12-24	11/16"	4"	.006	1	.14
43822	12-24	3/4"	4"	.006	1	.14
43825	12-24	13/16"	4"	.007	1	.16
43828	12-24	7/8"	4"	.007	1	.16
43831	12-24	15/16"	4"	.009	1	.16
43833	12-24	1"	4"	.009	1	.16

Stainless Steel Extra Stiff

Double Spiral/Double Stem


1/8" male pipe thread (use accessory 13005).



Part #	Male Thread	Brush Dia.	Brush Length	Fill Dia.	Pack	Pack Weight
43404	1/8"	1/2"	4"	.007	1	.10
43405	1/8"	5/8"	4"	.009	1	.11
43406	1/8"	3/4"	4"	.009	1	.12
43407	1/8"	7/8"	4"	.009	1	.13
43408	1/8"	1"	4"	.009	1	.14
43411	1/8"	1-1/8"	4"	.009	1	.15


All condenser tube brushes are boxed individually!

Condenser Tube Brushes



Nylon - Single Spiral/Single Stem

Recommended for cleaning all tubes where deposits are light. 1/4" and 5/16" dia. brushes with **female couplings have 8-32 threads** (use accessories 13042 or 13044), while 3/8" through 1" dia. have **12-24 female threads** (use accessories 13002 or 13003). 1/4", 5/16", and 3/8" dia. brushes with **male couplings have 8-32 threads** (use accessory 13042), while 7/16" through 1" dia. have **1/4"-28 male threads** (use accessory 13010).



Female Part #	Female Thread	Brush Dia.	Brush Length	Fill Dia.	Pack	Pack Weight	Male Part #	Male Thread	Brush Dia.	Brush Length	Fill Dia.	Pack	Pack Weight
43702	8-32	1/4"	3"	.014	1	.04	93702	8-32	1/4"	3"	.014	1	.04
43703	8-32	5/16"	3"	.014	1	.04	93703	8-32	5/16"	3"	.014	1	.04
43704	12-24	3/8"	4"	.016	1	.08	93704	8-32	3/8"	4"	.016	1	.08
43707	12-24	7/16"	4"	.016	1	.10	93707	1/4"-28	7/16"	4"	.016	1	.10
43710	12-24	1/2"	4"	.018	1	.10	93710	1/4"-28	1/2"	4"	.018	1	.10
43713	12-24	9/16"	4"	.018	1	.10	93713	1/4"-28	9/16"	4"	.018	1	.10
43716	12-24	5/8"	4"	.018	1	.10	93716	1/4"-28	5/8"	4"	.018	1	.10
43719	12-24	11/16"	4"	.020	1	.10	93719	1/4"-28	11/16"	4"	.020	1	.10
43722	12-24	3/4"	4"	.020	1	.10	93722	1/4"-28	3/4"	4"	.020	1	.10
43725	12-24	13/16"	4"	.020	1	.10	93725	1/4"-28	13/16"	4"	.020	1	.10
43728	12-24	7/8"	4"	.022	1	.10	93728	1/4"-28	7/8"	4"	.022	1	.10
43731	12-24	15/16"	4"	.022	1	.10	93731	1/4"-28	15/16"	4"	.022	1	.10
43733	12-24	1"	4"	.022	1	.10	93733	1/4"-28	1"	4"	.022	1	.10

Brass - Single Spiral/Double Stem


Recommended for brass or copper tubes. 1/4" and 5/16" dia. brushes with **female couplings have 8-32 threads** (use accessories 13042 or 13044), while 3/8" through 1" dia. have **12-24 female threads** (use accessories 13002 or 13003). 1/4", 5/16", and 3/8" dia. brushes with **male couplings have 8-32 threads** (use accessory 13042), while 7/16" through 1" dia. have **1/4"-28 threads** (use accessory 13010).



Female Part #	Female Thread	Brush Dia.	Brush Length	Fill Dia.	Pack	Pack Weight	Male Part #	Male Thread	Brush Dia.	Brush Length	Fill Dia.	Pack	Pack Weight
43602	8-32	1/4"	3"	.004	1	.06	93602	8-32	1/4"	3"	.004	1	.06
43603	8-32	5/16"	3"	.004	1	.06	93603	8-32	5/16"	3"	.004	1	.06
43604	12-24	3/8"	4"	.004	1	.10	93604	8-32	3/8"	4"	.004	1	.10
43607	12-24	7/16"	4"	.005	1	.10	93607	1/4"-28	7/16"	4"	.005	1	.10
43610	12-24	1/2"	4"	.006	1	.10	93610	1/4"-28	1/2"	4"	.006	1	.10
43613	12-24	9/16"	4"	.005	1	.14	93613	1/4"-28	9/16"	4"	.005	1	.14
43616	12-24	5/8"	4"	.005	1	.14	93616	1/4"-28	5/8"	4"	.005	1	.14
43619	12-24	11/16"	4"	.006	1	.14	93619	1/4"-28	11/16"	4"	.006	1	.14
43622	12-24	3/4"	4"	.006	1	.14	93622	1/4"-28	3/4"	4"	.006	1	.14
43625	12-24	13/16"	4"	.006	1	.16	93625	1/4"-28	13/16"	4"	.006	1	.16
43628	12-24	7/8"	4"	.008	1	.16	93628	1/4"-28	7/8"	4"	.008	1	.16
43631	12-24	15/16"	4"	.008	1	.16	93631	1/4"-28	15/16"	4"	.008	1	.16
43633	12-24	1"	4"	.008	1	.16	93633	1/4"-28	1"	4"	.008	1	.16

Stainless Steel - Single Spiral/Double Stem

Recommended for stainless steel tubes. 1/4" and 5/16" dia. brushes with **female couplings have 8-32 threads** (use accessories 13042 or 13044), while 3/8" through 1" dia. have **12-24 female threads** (use accessories 13002 or 13003). 1/4", 5/16", and 3/8" dia. brushes with **male couplings have 8-32 threads** (use accessory 13042), while 7/16" through 1" dia. have **1/4"-28 threads** (use accessory 13010).




Female Part #	Female Thread	Brush Dia.	Brush Length	Fill Dia.	Pack	Pack Weight	Male Part #	Male Thread	Brush Dia.	Brush Length	Fill Dia.	Pack	Pack Weight
43502	8-32	1/4"	3"	.005	1	.02	93502	8-32	1/4"	3"	.005	1	.02
43503	8-32	5/16"	3"	.005	1	.06	93503	8-32	5/16"	3"	.005	1	.06
43504	12-24	3/8"	4"	.005	1	.10	93504	8-32	3/8"	4"	.005	1	.10
43507	12-24	7/16"	4"	.005	1	.10	93507	1/4"-28	7/16"	4"	.005	1	.10
43510	12-24	1/2"	4"	.006	1	.10	93510	1/4"-28	1/2"	4"	.006	1	.10
43513	12-24	9/16"	4"	.006	1	.10	93513	1/4"-28	9/16"	4"	.006	1	.10
43516	12-24	5/8"	4"	.006	1	.14	93516	1/4"-28	5/8"	4"	.006	1	.14
43519	12-24	11/16"	4"	.006	1	.14	93519	1/4"-28	11/16"	4"	.006	1	.14
43522	12-24	3/4"	4"	.006	1	.14	93522	1/4"-28	3/4"	4"	.006	1	.14
43525	12-24	13/16"	4"	.007	1	.14	93525	1/4"-28	13/16"	4"	.007	1	.14
43528	12-24	7/8"	4"	.007	1	.14	93528	1/4"-28	7/8"	4"	.007	1	.14
43531	12-24	15/16"	4"	.009	1	.16	93531	1/4"-28	15/16"	4"	.009	1	.16
43533	12-24	1"	4"	.009	1	.16	93533	1/4"-28	1"	4"	.009	1	.16



SCHAEFER BRUSH
MANUFACTURING™

1101 S. Prairie Ave. PO Box 148 Waukesha, WI 53187
Phone 262-547-3500 1-800-347-3501 Fax 262-547-3927
Email brushes@schaeferbrush.com www.schaeferbrush.com

Spin - Clean Brushes



Single stem construction with silicon carbide impregnated nylon. Step trim brush allows better cleaning of enhanced condenser tubes. The long bristles are designed oversized with the intention of bending over, allowing the aggressive filament to come into maximum contact with the lands. The short bristles are able to get into the grooves. These brushes provide better cleaning and longer life than conventional brushes. **1/4"-28 thread** (use accessory 13010).

Single Spiral/Single Stem

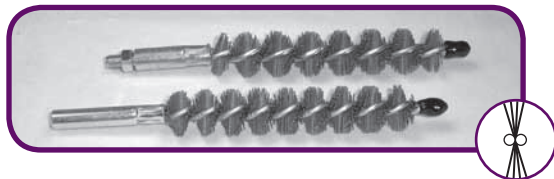


Part #	Tube Size	Small Dia. of Brush	Large Dia. of Brush	Pack	Pack Weight
93490	5/8"	5/8"	1"	1	.02
93491	1/2"	1/2"	3/4"	1	.06
93492	3/4"	3/4"	1-1/8"	1	.06

Spin - Grit Brushes

Single stem construction with silicon carbide impregnated nylon recommended for brass tubes. This brush is made oversized so the filament will lay over, resulting in increased contact with surface, providing better cleaning and longer life than conventional condenser cleaning brushes. Part #43482 use accessories 13042 or 13044. Part #43484-43488 use accessories 13002 or 13003. Part #93482 use accessory 13042. Part #93484-93488 use accessory 13010.

Single Spiral/Single Stem



Female Part #	Female Thread	Brush Dia.	Tube Size	Pack	Pack Weight
43482	8-32	1/2"	1/4"-5/16"	1	.02
43484	12-24	3/4"	3/8"-9/16"	1	.06
43486	12-24	1"	5/8"-11/16"	1	.06
43488	12-24	1-1/4"	3/4"-1"	1	.07

Male Part #	Male Thread	Brush Dia.	Tube Size	Pack	Pack Weight
93482	8-32	1/2"	1/4"-5/16"	1	.02
93484	1/4"-28	3/4"	3/8"-9/16"	1	.06
93486	1/4"-28	1"	5/8"-11/16"	1	.06
93488	1/4"-28	1-1/4"	3/4"-1"	1	.07


Miniature Brushes

Miniature and Micro-Miniature Brushes - Single Spiral/Single Stem


For ultra-fine cross hole deburring, cleaning, blending and polishing of small diameter holes. Made with stainless steel, brass, or nylon.

Single-Spiral Miniature Brushes with stainless steel stem and loop for hand use.

ST/ST Part #	Brass Part #	Nylon Part #	Brush Diameter	Brush Part	Overall Length	Fill Dia.	Pack
02102	02202	02302	1/32"	1/2"	4"	.003	1
02103	02203	02303	1/16"	1/2"	4"	.003	1
02104	02204	02304	3/32"	3/4"	4"	.003	1
02105	02205	02305	1/8"	3/4"	4"	.003	1
02106	02206	02306	5/32"	3/4"	4"	.003	1
02107	02207	02307	3/16"	3/4"	4"	.003	1
02108	02208	02308	7/32"	3/4"	4"	.003	1
02109	02209	02309	1/4"	3/4"	4"	.003	1




Miniature Brushes (Continued)



Miniature and Micro-Miniature Brushes (continued)

Single Spiral Miniature Brushes with a stainless steel stem and cut off ends for power or hand use.

ST/ST Part #	Brass Part #	Nylon Part #	Brush Diameter	Brush Part	Overall Length	Fill Dia.	Pack
02121	02221	02321	1/50"	1/4"	4"	.003	1
02122	02222	02322	1/32"	1/2"	4"	.003	1
02123	02223	02323	3/64"	1/2"	4"	.003	1
02124	02224	02324	1/16"	1/2"	4"	.003	1
02125	02225	02325	5/64"	3/4"	4"	.003	1
02126	02226	02326	3/32"	3/4"	4"	.003	1
02127	02227	02327	7/64"	3/4"	4"	.003	1
02128	02228	02328	1/8"	1"	4"	.003	1
02129	02229	02329	9/64"	1"	4"	.003	1
02130	02230	02330	5/32"	1"	4"	.003	1
02131	02231	02331	11/64"	1"	4"	.003	1
02132	02232	02332	3/16"	1"	4"	.003	1
02133	02233	02333	13/64"	1"	4"	.003	1
02134	02234	02334	7/32"	1"	4"	.003	1
02135	02235	02335	15/64"	1"	4"	.003	1
02136	02236	02336	1/4"	1"	4"	.003	1



Power Tube Brushes

Double Spiral/Double Stem


Used for polishing, blending, burr removal, and cleaning. For use in power tools where heavy duty cleaning is required. Double spiral/Double stem with twisted stem for power operation.

H/C Steel Part #	ST/ST Part #	Brass Part #	Nylon Part #	All ST/ST Part #	Brush Diameter	Brush Part	Overall Length	Fill Dia.	Pack
01142	01102	01702	01742	01062	1/4"	1-1/2"	4"	.003	1
01162	01122	01722	01762	01082	1/4"	1-1/2"	4"	.005	1
01143	01103	01703	01743	01063	5/16"	1-1/2"	4"	.003	1
01163	01123	01723	01763	01083	5/16"	1-1/2"	4"	.005	1
01144	01104	01704	01744	01064	3/8"	1-1/2"	4"	.003	1
01164	01124	01724	01764	01084	3/8"	1-1/2"	4"	.005	1
01145	01105	01705	01745	01065	7/16"	2"	5"	.004	1
01165	01125	01725	01765	01085	7/16"	2"	5"	.006	1
01146	01106	01706	01746	01066	1/2"	2"	5"	.004	1
01166	01126	01726	01766	01086	1/2"	2"	5"	.006	1
01155	01115	01715	01755	01075	9/16"	2"	5"	.005	1
01175	01135	01735	01775	01095	9/16"	2"	5"	.008	1
01147	01107	01707	01747	01067	5/8"	2"	5"	.005	1
01167	01127	01727	01767	01087	5/8"	2"	5"	.008	1
01156	01116	01716	01756	01076	11/16"	2"	5"	.005	1
01176	01136	01736	01776	01096	11/16"	2"	5"	.008	1
01148	01108	01708	01748	01068	3/4"	2-1/2"	5-1/2"	.006	1
01168	01128	01728	01768	01088	3/4"	2-1/2"	5-1/2"	.010	1
01157	01117	01717	01757	01077	3/16"	2-1/2"	5-1/2"	.006	1
01177	01137	01737	01777	01097	3/16"	2-1/2"	5-1/2"	.010	1
01149	01109	01709	01749	01069	7/8"	2-1/2"	5-1/2"	.006	1
01169	01129	01729	01769	01089	7/8"	2-1/2"	5-1/2"	.010	1
01158	01118	01718	01758	01078	15/16"	2-1/2"	5-1/2"	.006	1
01178	01138	01738	01778	01098	15/16"	2-1/2"	5-1/2"	.010	1
01150	01110	01710	01750	01070	1"	2-1/2"	5-1/2"	.006	1
01170	01130	01730	01770	01090	1"	2-1/2"	5-1/2"	.010	1



WHEN USING BRUSHES WEAR GOGGLES OR FACE SHIELDS!

Burr Brushes




Heavy Duty Power Brushes - Single Spiral/Single Stem

Used in drill presses and hand power tools for deburring, polishing, and cleaning inner bores of tubing, machined cylinders, flat stock, and smooth or threaded blind holes.

Available in carbon steel, stainless steel, and brass.


H/C Steel Part #	ST/ST Part #	Brass Part #	Brush Diameter	Brush Part	Overall Length	Fill Dia.	Pack
01502	01402	01602	1/4"	1"	3-1/2"	.003	1
01504	01404	01604	1/4"	1"	3-1/2"	.005	1
01507	01407	01607	5/16"	1"	3-1/2"	.003	1
01509	01409	01609	5/16"	1"	3-1/2"	.005	1
01512	01412	01612	3/8"	1"	3-1/2"	.003	1
01514	01414	01614	3/8"	1"	3-1/2"	.005	1
01520	01420	01620	7/16"	1"	3-1/2"	.005	1
01522	01422	01622	7/16"	1"	3-1/2"	.008	1
01526	01426	01626	1/2"	1"	3-1/2"	.005	1
01528	01428	01628	1/2"	1"	3-1/2"	.008	1
01533	01433	01633	9/16"	1"	3-1/2"	.006	1
01534	01434	01634	9/16"	1"	3-1/2"	.008	1
01539	01439	01639	5/8"	1"	3-1/2"	.006	1
01540	01440	01640	5/8"	1"	3-1/2"	.008	1
01545	01445	01645	11/16"	1"	3-1/2"	.006	1
01546	01446	01646	11/16"	1"	3-1/2"	.008	1
01551	01451	01651	3/4"	1"	3-1/2"	.006	1
01552	01452	01652	3/4"	1"	3-1/2"	.008	1
01557	01457	01657	13/16"	1"	3-1/2"	.006	1
01558	01458	01658	13/16"	1"	3-1/2"	.008	1
01563	01463	01663	7/8"	1"	3-1/2"	.006	1
01564	01464	01664	7/8"	1"	3-1/2"	.008	1
01569	01469	01669	15/16"	1"	3-1/2"	.006	1
01570	01470	01670	15/16"	1"	3-1/2"	.008	1
01575	01475	01675	1"	1"	3-1/2"	.006	1
01576	01476	01676	1"	1"	3-1/2"	.008	1
01585	01485	01685	1-1/8"	1"	3-1/2"	.008	1
01586	01486	01686	1-1/8"	1"	3-1/2"	.010	1
01595	01495	01695	1-1/4"	1"	3-1/2"	.008	1
01596	01496	01696	1-1/4"	1"	3-1/2"	.010	1



**WHEN USING
BRUSHES WEAR
GOGGLES OR
FACE SHIELDS!**



Side Tuft Cleaning Brushes




Single Spiral/Single Stem

Used for cleaning and polishing threads, inner walls of tubes and cylinders. Solid concentration of bristles provide a high degree of bristle stiffness with little flexing of bristles during operation. For use in power tools.

Available in high carbon steel, stainless steel and brass.

H/C Steel Part #	ST/ST Part #	Brass Part #	Brush Diameter	Brush Part	Overall Length	Fill Dia.	Pack
01234	01211	01267	1/4"	9/16"	2-1/8"	.003	1
01235	01202	01268	1/4"	9/16"	2-1/8"	.005	1
01236	01201	01269	9/32"	9/16"	2-1/8"	.003	1
01237	01203	01270	9/32"	9/16"	2-1/8"	.005	1
01238	01206	01271	5/16"	9/16"	2-1/8"	.003	1
01239	01207	01272	5/16"	9/16"	2-1/8"	.005	1
01240	01208	01273	11/32"	9/16"	2-1/8"	.003	1
01241	01213	01274	3/8"	9/16"	2-1/8"	.003	1
01242	01209	01275	3/8"	9/16"	2-1/8"	.005	1
01243	01210	01276	3/8"	9/16"	2-1/8"	.008	1
01244	01212	01277	13/32"	9/16"	2-1/8"	.005	1
01245	01214	01278	7/16"	9/16"	2-1/8"	.003	1
01246	01215	01279	7/16"	9/16"	2-1/8"	.005	1
01247	01219	01280	1/2"	9/16"	2-1/8"	.003	1
01248	01216	01281	1/2"	9/16"	2-1/8"	.005	1
01249	01204	01282	1/2"	9/16"	2-1/8"	.008	1
01250	01221	01283	9/16"	5/8"	2-1/4"	.003	1
01251	01217	01284	9/16"	5/8"	2-1/4"	.005	1
01252	01223	01285	5/8"	5/8"	2-1/4"	.003	1
01253	01218	01286	5/8"	5/8"	2-1/4"	.005	1
01254	01205	01287	5/8"	5/8"	2-1/4"	.008	1
01255	01225	01288	3/4"	5/8"	2-1/4"	.003	1
01256	01220	01289	3/4"	5/8"	2-1/4"	.005	1
01257	01227	01290	3/4"	5/8"	2-1/4"	.008	1
01258	01228	01291	7/8"	5/8"	2-1/4"	.003	1
01259	01229	01292	7/8"	5/8"	2-1/4"	.005	1
01260	01222	01293	7/8"	5/8"	2-1/4"	.008	1
01261	01230	01294	1"	5/8"	2-1/4"	.005	1
01262	01224	01295	1"	5/8"	2-1/4"	.008	1
01263	01231	01296	1-1/8"	5/8"	2-1/4"	.005	1
01264	01232	01297	1-1/8"	5/8"	2-1/4"	.008	1
01265	01233	01298	1-1/4"	5/8"	2-1/4"	.005	1
01266	01226	01200	1-1/4"	5/8"	2-1/4"	.008	1




CAUTION
WHEN USING
BRUSHES WEAR
GOGGLES OR
FACE SHIELDS!



**SCHAEFER
BRUSH**
MANUFACTURING™

1101 S. Prairie Ave. PO Box 148 Waukesha, WI 53187
Phone 262-547-3500 1-800-347-3501 Fax 262-547-3927
Email brushes@schaferbrush.com www.schaferbrush.com

Abrasive Nylon Brushes



Silicon Carbide - Single Spiral/Double Stem

Used for wet or dry cleaning, polishing, blending, deburring inner walls of tubes, cross hole deburring and thread cleaning. Double stem construction used for added strength for power use or manual cleaning. Available in silicon carbide and aluminum oxide.

Aluminum Oxide - Single Spiral/Double Stem

Part #	Brush Dia.	Brush Part	Overall Length	Nylon/ Grit	Pack
01850	1/4"	1"	4"	.022/320	1
01851	1/4"	1"	4"	.035/180	1
01852	5/16"	1"	4"	.022/320	1
01853	5/16"	1"	4"	.035/180	1
01854	3/8"	1-1/2"	4"	.022/320	1
01855	3/8"	1-1/2"	4"	.035/180	1
01856	3/8"	1-1/2"	4"	.040/120	1
01857	1/2"	2"	5"	.022/320	1
01858	1/2"	2"	5"	.035/180	1
01859	1/2"	2"	5"	.040/120	1
01860	5/8"	2"	5"	.022/320	1
01861	5/8"	2"	5"	.035/180	1
01862	5/8"	2"	5"	.040/120	1
01863	11/16"	2"	5"	.022/320	1
01864	11/16"	2"	5"	.035/180	1
01865	11/16"	2"	5"	.040/120	1
01866	3/4"	2-1/2"	5-1/2"	.022/320	1
01867	3/4"	2-1/2"	5-1/2"	.035/180	1
01868	3/4"	2-1/2"	5-1/2"	.040/120	1
01869	7/8"	2-1/2"	5-1/2"	.022/320	1
01870	7/8"	2-1/2"	5-1/2"	.035/180	1
01871	7/8"	2-1/2"	5-1/2"	.040/120	1
01872	1"	2-1/2"	5-1/2"	.022/320	1
01873	1"	2-1/2"	5-1/2"	.035/180	1
01874	1"	2-1/2"	5-1/2"	.040/120	1
01875	1-1/8"	2-1/2"	5-1/2"	.022/320	1
01876	1-1/8"	2-1/2"	5-1/2"	.035/180	1
01877	1-1/8"	2-1/2"	5-1/2"	.040/120	1
01878	1-1/4"	2-1/2"	5-1/2"	.022/320	1
01879	1-1/4"	2-1/2"	5-1/2"	.035/180	1
01880	1-1/4"	2-1/2"	5-1/2"	.040/120	1
01881	1-1/2"	2-1/2"	5-1/2"	.022/320	1
01882	1-1/2"	2-1/2"	5-1/2"	.035/180	1
01883	1-1/2"	2-1/2"	5-1/2"	.040/120	1
01884	1-3/4"	2-1/2"	5-1/2"	.022/320	1
01885	1-3/4"	2-1/2"	5-1/2"	.035/180	1
01886	1-3/4"	2-1/2"	5-1/2"	.040/120	1
01887	1-3/4"	2-1/2"	5-1/2"	.040/180	1
01888	2"	2-1/2"	5-1/2"	.022/320	1
01889	2"	2-1/2"	5-1/2"	.035/180	1
01890	2"	2-1/2"	5-1/2"	.040/120	1
01891	2"	2-1/2"	5-1/2"	.040/180	1


Part #	Brush Dia.	Brush Part	Overall Length	Nylon/ Grit	Pack
01950	1/4"	1"	4"	.012/600	1
01954	3/8"	1"	4"	.012/600	1
01957	1/2"	2"	5"	.012/600	1
01960	5/8"	2"	5"	.012/600	1
01963	11/16"	2"	5"	.012/600	1
01966	3/4"	2-1/2"	5-1/2"	.012/600	1
01969	7/8"	2-1/2"	5-1/2"	.012/600	1
01972	1"	2-1/2"	5-1/2"	.012/600	1
01975	1-1/8"	2-1/2"	5-1/2"	.012/600	1
01978	1-1/4"	2-1/2"	5-1/2"	.012/600	1
01981	1-1/2"	2-1/2"	5-1/2"	.012/600	1
01984	1-3/4"	2-1/2"	5-1/2"	.012/600	1
01988	2"	2-1/2"	5-1/2"	.012/600	1



**WHEN USING
BRUSHES WEAR
GOGGLES OR
FACE SHIELDS!**



Abrasive Nylon Brushes



Silicon Carbide - Single Spiral/Single Stem


Used for wet or dry cleaning, polishing, blending, deburring inner walls of tubes, cross hole deburring and thread cleaning. Single-spiral construction made with a continuous end.

Available in silicon carbide and aluminum oxide.

Part #	Brush Dia.	Brush Part	Overall Length	Nylon/ Grit	Pack
01802	5/32"	1"	4"	.018/500	1
01803	5/32"	1"	4"	.022/320	1
01805	3/16"	1"	5"	.018/500	1
01806	3/16"	1"	5"	.022/320	1
01808	7/32"	1"	5"	.018/500	1
01809	7/32"	1"	5"	.022/320	1
01811	1/4"	1"	5"	.018/500	1
01812	1/4"	1"	5"	.022/320	1
01814	5/16"	1"	5"	.018/500	1
01815	5/16"	1"	5"	.022/320	1
01817	3/8"	1"	5"	.022/320	1
01818	3/8"	1"	5"	.040/120	1
01819	3/8"	1"	5"	.040/180	1
01821	7/16"	1"	5"	.022/320	1
01822	7/16"	1"	5"	.040/120	1
01823	7/16"	1"	5"	.040/180	1
01825	1/2"	1"	5"	.022/320	1
01826	1/2"	1"	5"	.040/120	1
01827	1/2"	1"	5"	.040/180	1
01830	5/8"	1"	5"	.022/320	1
01831	5/8"	1"	5"	.040/120	1
01832	5/8"	1"	5"	.040/180	1
01834	3/4"	1"	5"	.022/320	1
01835	3/4"	1"	5"	.040/120	1
01836	3/4"	1"	5"	.040/180	1
01838	7/8"	1"	5"	.022/320	1
01839	7/8"	1"	5"	.040/120	1
01840	7/8"	1"	5"	.040/180	1
01842	1"	1"	5"	.022/320	1
01843	1"	1"	5"	.040/120	1
01844	1"	1"	5"	.040/180	1
01846	1-1/4"	1"	5"	.022/320	1
01847	1-1/4"	1"	5"	.040/120	1
01848	1-1/4"	1"	5"	.040/180	1

Aluminum Oxide - Single Spiral/Single Stem

Part #	Brush Dia.	Brush Part	Overall Length	Nylon/ Grit	Pack
01902	5/32"	1"	4"	.012/600	1
01905	3/16"	1"	5"	.012/600	1
01908	7/32"	1"	5"	.012/600	1
01911	1/4"	1"	5"	.012/600	1
01914	5/16"	1"	5"	.012/600	1
01917	3/8"	1"	5"	.012/600	1
01921	7/16"	1"	5"	.012/600	1
01925	1/2"	1"	5"	.012/600	1
01930	5/8"	1"	5"	.012/600	1
01934	3/4"	1"	5"	.012/600	1
01938	7/8"	1"	5"	.012/600	1
01942	1"	1"	5"	.012/600	1
01946	1-1/4"	1"	5"	.012/600	1




**WHEN USING
BRUSHES WEAR
GOGGLES OR
FACE SHIELDS!**



**SCHAEFER
BRUSH**
MANUFACTURING™

1101 S. Prairie Ave. PO Box 148 Waukesha, WI 53187
Phone 262-547-3500 1-800-347-3501 Fax 262-547-3927
Email brushes@schaeferbush.com www.schaeferbush.com

Schaefer Brush



Twisted In Wire Brush Design Form

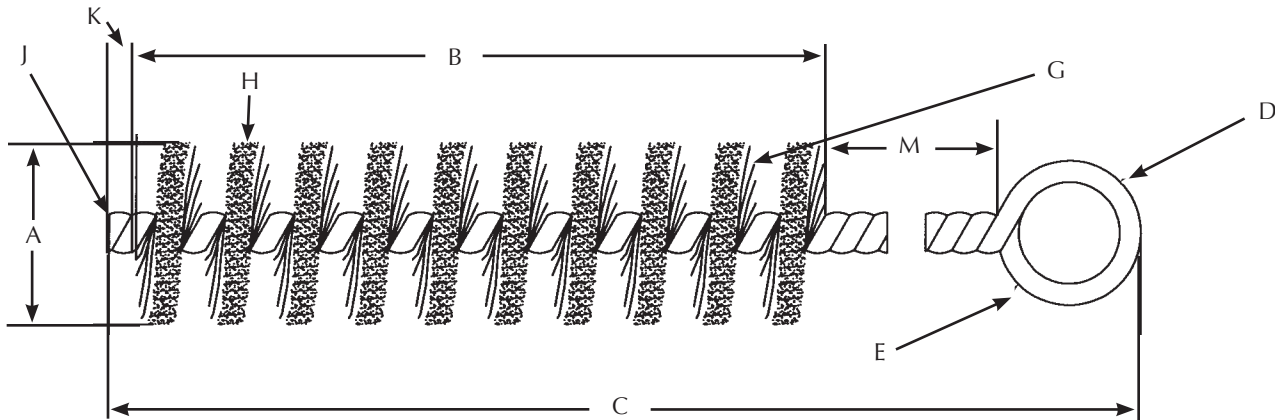
Section 10-1

Name: _____ Company: _____

Address: _____ City: _____ State: _____ Zip: _____

Phone: _____ Fax: _____ Email: _____

Date: _____



Brush Application: _____

A. Brush Dia.: _____

B. Length of Brush Part: _____

C. Overall Length: _____

D. End Type: _____

- Pipe Nipple
- Wood Handle
- Loop End: _____
- Plastic Handle
- Straight Stem

E. Stem Dia.: _____

F. Stem Material: _____

G. Brush Filament Dia.: _____

H. Brush Filament Type:

- Nylon
- Polypropylene
- Polyester
- Tampico
- Horse Hair
- Brass
- Phosphorous Bronze
- Stainless Steel
- Carbon Steel
- Other: _____

I. Fill Amount:

- Light
- Medium
- Heavy

J. Tip Style:

- Twisted End
- Vinyl Tip
- Blunt End
- Turned Tuft
- Tied Tuft
- Other: _____

K. Tip Length: _____

L. Twisted Wire:

- Single Spiral Single Stem
- Single Spiral Double Stem
- Double Spiral Double Stem

M. Stem Length: _____

**Fill out and Fax to Schaefer Brush
262-547-3927**

