

Schaefer Brush



Flue, Boiler & Long Handle Tube Brushes

Section 2

For cleaning flues and boiler tubes, condensers and heat exchangers, boilers, furnaces, heaters, radiators, refrigerators and all types of tubes, holes and openings.

Custom brushes can be made to your specifications. Call for details!

Twisted Wire Brushes

The small symbols represent a cross section of a twisted brush.



Single Spiral/Single Stem (2 wires)

Brush bristles are twisted between two stem wires with a single wire on each side.



Double Spiral/Double Stem (4 wires)

Brush bristles are twisted between four stem wires with two layers of bristle. Each layer is perpendicular to the other with a single stem wire in each quadrant.



Single Spiral/Double Stem (4 wires)


Brush bristles are twisted between four stem wires with two stem wires on each side.

Use the following accessories with the brushes below: **Fiberglass Rods** 30663, 30664 or 30666, **Twisted Steel Extension Handles** 31438, 31448 or 31458, **Twisted Steel Handle With Ring** 30328, 30438, 30548 or 30658, **Nylon Rod** 36114. See accessory pages 25-28.

Spring Grade Tempered Wire

Double Spiral/Double Stem

4-1/2" long tempered wire brush part, 1/4" male pipe thread.



Spring Grade Tempered Wire

Single Spiral/Double Stem

4-1/2" long tempered wire brush part, 1/4" male pipe thread.



All Flue Brushes are individually boxed & custom labels available. Call for details!

Extra Heavy Filled Flue Brushes

Single Spiral/Double Stem

Extra stiff black oil tempered wire heavily filled, 4-1/2" brush part with 3/8" male pipe threads. Use accessories: 36060, 36072, 30660.



Part #	Flue Size	Brush Dia.	Fill Dia.	Pack	Pack Weight
43306	1"	3/4"	.0118	1	.30
43308	1-1/4"	1"	.0118	1	.32
43312	1-1/2"	1-1/4"	.0128	1	.34
43314	1-3/4"	1-1/2"	.0128	1	.36
43316	2"	1-3/4"	.0128	1	.38
43318	2-1/4"	2"	.0128	1	.40
43322	2-1/2"	2-1/4"	.0128	1	.42
43324	2-3/4"	2-1/2"	.0128	1	.44
43326	3"	2-3/4"	.0140	1	.46
43328	3-1/4"	3"	.0140	1	.48
43332	3-1/2"	3-1/4"	.0140	1	.50
43334	3-3/4"	3-1/2"	.0181	1	.52
43336	4"	3-3/4"	.0181	1	.54
43338	4-1/4"	4"	.0181	1	.56

Part #	Flue Size	Brush Dia.	Fill Dia.	Pack	Pack Weight
43206	1"	3/4"	.0118	1	.28
43208	1-1/4"	1"	.0118	1	.30
43212	1-1/2"	1-1/4"	.0128	1	.32
43214	1-3/4"	1-1/2"	.0128	1	.34
43216	2"	1-3/4"	.0128	1	.36
43218	2-1/4"	2"	.0128	1	.38
43222	2-1/2"	2-1/4"	.0128	1	.40
43224	2-3/4"	2-1/2"	.0128	1	.42
43226	3"	2-3/4"	.0140	1	.44
43228	3-1/4"	3"	.0140	1	.46
43232	3-1/2"	3-1/4"	.0140	1	.48
43234	3-3/4"	3-1/2"	.0181	1	.50
43236	4"	3-3/4"	.0181	1	.52
43238	4-1/4"	4"	.0181	1	.54


Part #	Flue Size	Brush Dia.	Fill Dia.	Pack	Pack Weight
43282	2"	1-3/4"	.0128	1	.80
43283	2-1/4"	2"	.0128	1	.82
43284	2-1/2"	2-1/4"	.0128	1	.84
43285	2-3/4"	2-1/2"	.0128	1	.87
43286	3"	2-3/4"	.0181	1	.92
43288	3-1/2"	3-1/4"	.0230	1	.98
43289	3-3/4"	3-1/2"	.0230	1	1.02
43290	4"	3-3/4"	.0230	1	1.08



SCHAEFER BRUSH
MANUFACTURING™

1101 S. Prairie Ave. PO Box 148 Waukesha, WI 53187
Phone 262-547-3500 1-800-347-3501 Fax 262-547-3927
Email brushes@schaeferbush.com www.schaeferbush.com

Flue & Boiler Brushes



Use the following accessories with the brushes below: **Fiberglass Rods** 30663, 30664 or 30666, **Twisted Steel Extension Handles** 31438, 31448 or 31458, **Twisted Steel Handle With Ring** 30328, 30438, 30548 or 30658, **Nylon Rod** 36114. See accessory pages 25-28.

Stainless Steel - Flue Brushes

Single Spiral/Double Stem

4-1/2" long brush part, 1/4" male pipe thread.



Part #	Flue Size	Brush Dia.	Fill Dia.	Pack	Pack Weight
43536	1-1/2"	1-1/4"	.009	1	.36
43539	1-3/4"	1-1/2"	.009	1	.38
43542	2"	1-3/4"	.009	1	.40
43545	2-1/4"	2"	.009	1	.42
43548	2-1/2"	2-1/4"	.009	1	.44
43551	2-3/4"	2-1/2"	.009	1	.46
43553	3"	2-3/4"	.013	1	.48
43556	3-1/4"	3"	.013	1	.50
43559	3-1/2"	3-1/4"	.013	1	.52
43562	3-3/4"	3-1/2"	.013	1	.54
43565	4"	3-3/4"	.016	1	.56
43568	4-1/4"	4"	.016	1	.58
43571	4-1/2"	4-1/4"	.016	1	.60
43573	4-3/4"	4-1/2"	.016	1	.62
43576	5"	4-3/4"	.016	1	.64
43579	5-1/4"	5"	.016	1	.66

Stainless Steel - Flue Brushes

Double Spiral/Double Stem

4-1/2" long brush part, 1/4" male pipe thread.




Part #	Flue Size	Brush Dia.	Fill Dia.	Pack	Pack Weight
43836	1-1/2"	1-1/4"	.007	1	.38
43839	1-3/4"	1-1/2"	.007	1	.40
43842	2"	1-3/4"	.007	1	.42
43845	2-1/4"	2"	.009	1	.44
43848	2-1/2"	2-1/4"	.009	1	.46
43851	2-3/4"	2-1/2"	.009	1	.48
43853	3"	2-3/4"	.012	1	.50
43856	3-1/4"	3"	.013	1	.52
43859	3-1/2"	3-1/4"	.013	1	.54
43862	3-3/4"	3-1/2"	.013	1	.56
43865	4"	3-3/4"	.016	1	.58
43868	4-1/4"	4"	.016	1	.60
43871	4-1/2"	4-1/4"	.016	1	.62
43873	4-3/4"	4-1/2"	.016	1	.64
43876	5"	4-3/4"	.016	1	.66
43879	5-1/4"	5"	.016	1	.68

Fibre Flue Brushes

Single Spiral/Double Stem

Heavily filled double spiral natural tampico fibre, 4-1/2" long brush part, 1/4" male pipe thread.



Part #	Flue Size	Brush Dia.	Pack	Pack Weight
42933	1-1/4"	1"	1	.32
42939	1-3/4"	1-1/2"	1	.34
42945	2-1/4"	2"	1	.38
42950	2-3/4"	2-1/2"	1	.40
42956	3-1/4"	3"	1	.42
42960	3-3/4"	3-1/2"	1	.44
42964	4-1/4"	4"	1	.46
42974	5-1/4"	5"	1	.50
42982	6-1/4"	6"	1	.55

Flue Scrapers

Elliptical Scrapers

1-3/4" to 2-3/4" flue size have a 1/4" female pipe thread. (Use accessories as listed above). 3" to 4" flue size have a 1/2" female pipe thread.



Part #	Flue Size	Brush Dia.	Pack	Pack Weight
45214	1-3/4"	1-1/2"	1	.50
45216	2"	1-3/4"	1	.50
45218	2-1/4"	2"	1	.50
45222	2-1/2"	2-1/4"	1	.60
45224	2-3/4"	2-1/2"	1	.62
45226	3"	2-3/4"	1	1.40
45228	3-1/4"	3"	1	1.42
45232	3-1/2"	3-1/4"	1	1.76
45234	3-3/4"	3-1/2"	1	1.70
45236	4"	3-3/4"	1	1.80


Flue Scrapers



Use the following accessories with the brushes below: **Fiberglass Rods** 30663, 30664 or 30666, **Twisted Steel Extension Handles** 31438, 31448 or 31458, **Twisted Steel Handle With Ring** 30328, 30438, 30548 or 30658, **Nylon Rod** 36114. See accessory pages 25-28.

Flat Tempered Steel Wire Single Spiral/Double Stem

The most aggressive flat wire fill makes these a compromise between a scraper and a brush. 4-1/2" long brush part with 1/4" male pipe thread.



Part #	Flue Size	Brush Dia.	Fill Dia.	Pack	Pack Weight
43012	1-1/2"	1-1/4"	.031 x .069	1	.30
43014	1-3/4"	1-1/2"	.031 x .069	1	.30
43016	2"	1-3/4"	.031 x .069	1	.34
43018	2-1/4"	2"	.031 x .069	1	.36
43022	2-1/2"	2-1/4"	.031 x .069	1	.38
43024	2-3/4"	2-1/2"	.031 x .069	1	.40
43026	3"	2-3/4"	.030 x .093	1	.50
43028	3-1/4"	3"	.030 x .093	1	.52
43032	3-1/2"	3-1/4"	.030 x .093	1	.56
43034	3-3/4"	3-1/2"	.030 x .093	1	.58
43036	4"	3-3/4"	.030 x .093	1	.62

Large Brass & Nylon Tube Brushes

Brass Tube Brushes

Single Spiral/Double Stem

Double Stem 1/4" male pipe thread. Brush length 4-1/2".



Nylon Tube Brushes

Single Spiral/Double Stem

Double Stem 1/4" male pipe thread. Brush length 5".



Part #	Brush Dia.	Fill Dia.	Pack	Pack Weight
43636	1-1/4"	.006	1	.30
43639	1-1/2"	.006	1	.32
43642	1-3/4"	.006	1	.32
43645	2"	.008	1	.32
43648	2-1/4"	.008	1	.36
43651	2-1/2"	.008	1	.40
43653	2-3/4"	.008	1	.42
43656	3"	.008	1	.44
43658	3-1/4"	.008	1	.44
43660	3-1/2"	.012	1	.54
43662	3-3/4"	.012	1	.56
43664	4"	.012	1	.56


Part #	Brush Dia.	Fill Dia.	Pack	Pack Weight
43736	1-1/4"	.018	1	.18
43739	1-1/2"	.020	1	.24
43742	1-3/4"	.022	1	.24
43745	2"	.025	1	.26
43748	2-1/4"	.025	1	.26
43751	2-1/2"	.028	1	.32
43753	2-3/4"	.036	1	.32
43756	3"	.036	1	.32
43758	3-1/4"	.036	1	.34
43760	3-1/2"	.036	1	.38
43762	3-3/4"	.036	1	.44
43764	4"	.036	1	.44

Boiler Brushes


Horseshoe Boiler Brush

Double Spiral/Double Stem

Double stem spring grade tempered wire brush part with 1/4" male pipe thread.



Part #	Brush Size	Fill Dia.	Pack	Pack Weight
13382	1-1/2" x 4" x 5"	.013	1	.48
13393	1-3/4" x 4" x 5-1/2"	.013	1	.66
13384	2" x 4-1/2" x 5"	.013	1	.54
13386	2-1/2" x 5" x 5"	.013	1	.76
13390	1-5/8" x 4"	.013	1	.60
13394	2-1/2" x 6" x 6-1/2"	.018	1	.84
13395	3-1/2" x 6" x 6-1/2"	.018	1	.98




Boiler Brushes

Use the following accessories with the brushes below: **Fiberglass Rods** 30663, 30664 or 30666, **Twisted Steel Extension Handles** 31438, 31448 or 31458, **Twisted Steel Handle With Ring** 30328, 30438, 30548 or 30658, **Nylon Rod** 36114. See accessory pages 25-28.

Rectangular or Oval Boiler Brush - Double Spiral/Double Stem

Double spiral, 4-1/2" long black oil tempered wire brush part with 1/4" male pipe thread. Oval shaped brushes have a rounded edge.



Part #	Brush Size	Fill Dia.	Pack	Pack Weight
13417	2" x 4"	.014	1	.52
13418	2-1/2" x 4-1/2"	.018	1	.66
13419	3" x 5"	.018	1	.56

Flat Baffle Boiler Brush - Double Spiral/Double Stem


Double spiral, spring grade tempered wire brush part with 1/4" male pipe thread.



Part #	Brush Size	Brush Length	Fill Dia.	Pack	Pack Weight
41218	1"	4-1/2"	.008	1	.16
41228	2"	4-1/2"	.0128	1	.30
41238	3"	4-1/2"	.014	1	.38
41248	4"	4-1/2"	.023	1	.44

Flat Style Columbia Boiler Brush - Single Spiral/Single Stem

Bristles stick out to the 1" dimension. The round brush is flattened after being made.



Part #	Brush Size	Overall Length	Fill Dia.	Pack	Pack Weight
46302	1/2" x 1" x 4-1/2"	27"	.008	6	2.80
46304	1/2" x 1" x 4-1/2"	48"	.008	6	4.80

Light Weil McLain Boiler Brush - Single Spiral/Single Stem


This is a lighter smaller Weil McLain Brush. It has a 1-1/2" x 1-1/8" oval shape but has a shorter 2-3/4" brush part filled with .006 straight fine wire. Stem diameter .25.



Part #	Material	Overall Length	Fill Dia.	Pack	Pack Weight
14461	Straight Wire	30"	.006	6	2.50
14462	Straight Wire	42"	.006	6	3.10


Weil McLain Boiler Brush - Single Spiral/Single Stem

1-1/2" x 1-1/8" x 4" oval shaped brush with crimped "Tiger Claw" carbon steel wire and long twisted wire handles. Also offered in a bristle brush for dusting.




Part #	Material	Handle Dia.	Overall Length	Fill Dia.	Pack	Pack Weight
14465	Crimped Wire	.20	30"	.006	6	3.80
14466	Crimped Wire	.25	30"	.006	6	3.80
14467	Bristle	.20	30"	N/A	6	3.60
14468	Crimped Wire	.25	46"	.006	6	4.20
14476	Crimped Wire	.135	30"	.006	6	2.00
14477	Bristle	.135	30"	N/A	12	2.40

Boiler & Furnace Brushes



Extra Long Handle/Stiff Wire Brushes - Single Spiral/Single Stem


Fine wire brush part 4" long, twisted in wire handle with loop end.



Part #	Brush Dia.	Fill Dia.	Overall Length	Pack	Pack Weight
76252	1/2"	.006	42"	12	5.40
76253	3/4"	.007	42"	12	5.50
76254	1"	.007	42"	12	6.00
76255	1-1/2"	.008	42"	12	6.50
76256	2"	.0128	42"	12	6.70
76257	2-1/2"	.0128	42"	12	6.90
76258	3"	.014	42"	12	7.50

Fibre/Hair Mix Furnace & Boiler Brushes - Single Spiral/Single Stem

Extra heavy fill 6" long brush part with wooden handle.




Part #	Brush Dia.	Overall Length	Pack	Pack Weight
76242	2"	27"	12	4.00
76243	3"	27"	6	2.40
76245	2"	42"	12	5.40
76246	3"	42"	6	3.80



WHEN USING BRUSHES WEAR GOGGLES OR FACE SHIELDS!

Fibre Filled Furnace & Boiler Brushes - Single Spiral/Single Stem


Extra heavy fill, 6" long brush part with wooden handle.



Part #	Brush Dia.	Overall Length	Pack	Pack Weight
76232	2"	27"	12	4.00
76233	3"	27"	6	2.40
76235	2"	42"	12	5.40
76236	3"	42"	6	3.80

Furnace Brush - Single Spiral/Single Stem


7" long brush part with twisted wire stem and wood handle.



Part #	Material	Brush Dia.	Fill Dia.	Overall Length	Pack	Pack Weight
76200	Cr. Brass Wire	2-1/8"	.008	48"	6	4.70
76210	Stainless Steel	2-1/8"	.009	48"	6	4.70
76220	Black Tampico	2-1/8"	N/A	48"	6	4.70

Radiator Cleaning Brush - Single Spiral/Single Stem

Black natural bristle, with wooden handle.



Part #	Material	Brush Length	Brush Dia.	Overall Length	Pack	Pack Weight
76221	Bristle or Hair	7"	2"	27"	12	4.00
76324	Black Horsehair	7"	2-1/2"	27"	12	4.00
76524	HH/Poly Mix	7"	2-1/2"	27"	12	4.00

Slant Fin Furnace/Radiator Brush - Single Spiral/Single Stem

Tapered tip soft nylon brush.



Part #	Material	Brush Length	Brush Dia.	Overall Length	Pack	Pack Weight
14595	.008 Cr. Nylon Soft	4"	2-1/4"	20"	12	2.50
14596	.012 Nylon Med	4"	2-1/4"	20"	12	2.50