


Schaefer Brush



Fitting Brushes

Section 1

For cleaning, scoring and preparing copper fittings and tubes for soldering.

Custom brushes can be made to your specifications. Call for details!

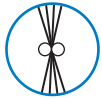
Consider our Premium Fitting Brush when making your selection. The Highest Quality, Finest Fitting Brush Available!

- Spring tempered stainless steel wire bristles. Precision trimmed to ensure maximum contact of the bristle ends and cutting edges.
- Interlaced double spiral construction
- Quadruple galvanized steel stems
- Premium Fitting Brushes are individually boxed and bar coded.

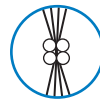


Twisted Wire Brushes

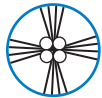
The small symbols represent a cross section of a twisted brush.



Single Spiral/Single Stem (2 wire)
Brush bristles are twisted between two stem wires with a single wire on each side.



Single Spiral/Double Stem (4 wire)
Brush bristles are twisted between four stem wires with two stem wires on each side.



Double Spiral/Double Stem (4 wire)
Brush bristles are twisted between four stem wires with two layers of bristle. Each layer is perpendicular to the other with a single stem wire in each quadrant.

Safety Equipment & Requirements

Safety goggles or face shields must be worn by operators and/or personnel in the working area of power brushes. Appropriate protective clothing and equipment must be used where a possibility of injury exists.



**WHEN USING
BRUSHES WEAR
GOGGLES OR
FACE SHIELDS!**

Speeds

Observe all speed restrictions indicated on brushes, containers, labels, or printed literature. "MSFS" means "Maximum Safe Free Speed" (RPM); that is, spinning free with no work applied. For safety, never exceed "MSFS". Consult our office or representative for maximum safe speeds pertaining to your application.

Guards

Keep all machine guards in place.

Fitting Brush Sizes & Actual Brush Diameters


Fitting brushes are referred to by the size fitting they are designed to clean.

Plumbing ID Brush and Fitting Size	Refrigeration OD Brush and Fitting Size	Actual Brush Diameter	Plumbing ID Brush and Fitting Size	Refrigeration OD Brush and Fitting Size	Actual Brush Diameter
1/8"	1/4"	9/32"	1"	1-1/8"	1-3/16"
1/4"	3/8"	7/16"	1-1/4"	1-3/8"	1-7/16"
3/8"	1/2"	9/16"	1-1/2"	1-5/8"	1-3/4"
1/2"	5/8"	11/16"	2"	2-1/8"	2-1/4"
5/8"	3/4"	13/16"	2-1/4"	2-3/8"	2-1/2"
3/4"	7/8"	15/16"	2-1/2"	2-5/8"	2-3/4"

Fitting brushes also available in larger packs. Ask for pricing.



Refrigeration Fitting Brushes



Premium Brush - 900 Series Double Spiral/Double Stem Stainless Steel Wire

The highest quality fitting brush, double spiral 4 wire construction. Solid plastic hand-fitting handle with convenient hole for hanging. Also sold in packs of 12 & 100.

OD Refrigeration Sizes

Part #	Size	Fill Dia.	Pack	Pack Weight
00924-1	1/4"	.005	1	.04
00925-1	3/8"	.006	1	.08
00926-1	1/2"	.006	1	.08
00927-1	5/8"	.006	1	.08
00928-1	3/4"	.006	1	.08
00929-1	7/8"	.006	1	.08
00930-1	1"	.008	1	.08
00931-1	1-1/8"	.008	1	.08
00932-1	1-3/8"	.009	1	.08
00933-1	1-1/2"	.009	1	.08
00934-1	1-5/8"	.009	1	.08
00935-1	2-1/8"	.009	1	.08
00936-1	2-3/8"	.009	1	.10
00937-1	2-5/8"	.009	1	.10



Standard Brush - 800 Series Single Spiral/Single Stem Stainless Steel Wire

Single spiral 2 wire construction. Solid plastic hand-fitting handle with hole for hanging. Also sold in packs of 50 & 100.

OD Refrigeration Sizes

Part #	Size	Fill Dia.	Pack	Pack Weight
00824-12	1/4"	.005	12	.72
00825-12	3/8"	.005	12	.96
00826-12	1/2"	.005	12	.96
00827-12	5/8"	.006	12	.96
00828-12	3/4"	.006	12	.96
00829-12	7/8"	.008	12	.96
00830-12	1"	.008	12	.96
00831-12	1-1/8"	.008	12	.96
00832-6	1-3/8"	.008	6	.48
00833-6	1-1/2"	.008	6	.48
00834-6	1-5/8"	.008	6	.48
00835-6	2-1/8"	.008	6	.48
00836-6	2-3/8"	.008	6	.60
00837-6	2-5/8"	.008	6	.60



Custom Labeling & Pad Printing Available.
See page 11 for more details!

Workhorse Single Spiral/Single Stem Stainless Steel Wire

Heavy duty Work Horse fitting brush line from 5/8" to 1-1/8" OD. Maximum amount of filament for optimum performance. Available in stainless steel wire. Extra heavy stem wire with large handle for easy grip!

OD Refrigeration Sizes


Part #	Size	Fill Dia.	Pack	Pack Weight
00327-12	5/8"	.006	12	.96
00328-12	3/4"	.006	12	.96
00329-12	7/8"	.008	12	1.08
00330-12	1"	.008	12	1.08
00331-12	1-1/8"	.008	12	1.08



Exclusive! 2-IN-1 Tool

A combination tool that fits your hand comfortably and really works. One end cleans the fitting; the other cleans the tube. **Stainless steel** bristles throughout.

US Patent No. 5566416



Part #	Refrig. OD Size	Fill Dia.	Pack	Pack Weight
009951	1/4"	.005	1	.12
009952	3/8"	.006	1	.12
009953	1/2"	.006	1	.12
009954	5/8"	.006	1	.12
009955	3/4"	.006	1	.12
009956	7/8"	.006	1	.12


Call us today,
1-800-347-3501!



**SCHAEFER
BRUSH**
MANUFACTURING™

1101 S. Prairie Ave. PO Box 148 Waukesha, WI 53187
Phone 262-547-3500 1-800-347-3501 Fax 262-547-3927
Email brushes@schaeferbush.com www.schaeferbush.com

Plumbing Fitting Brushes



Premium Brush - 900 Series Double Spiral/Double Stem Stainless Steel Wire

The highest quality fitting brush, double spiral 4 wire construction. Solid plastic hand-fitting handle with convenient hole for hanging. Also sold in packs of 12 & 100.




Standard Brush - 800 Series Single Spiral/Single Stem Stainless Steel Wire

Single spiral 2 wire construction. Solid plastic hand-fitting handle with hole for hanging. Also sold in packs of 50 & 100.



Economy Brush - 700 Series Single Spiral/Single Stem Stainless Steel Wire

Single spiral 2 wire construction with tear drop wire handle. Also sold in packs of 50 or 100.



ID Plumbing Sizes

Part #	Size	Fill Dia.	Pack	Pack Weight
00943-1	1/8"	.005	1	.04
00944-1	1/4"	.006	1	.08
00945-1	3/8"	.006	1	.08
00946-1	1/2"	.006	1	.10
00947-1	5/8"	.006	1	.10
00948-1	3/4"	.006	1	.10
00949-1	1"	.008	1	.10
00950-1	1-1/4"	.008	1	.10
00951-1	1-1/2"	.009	1	.12
00952-1	2"	.009	1	.12
00953-1	2-1/4"	.009	1	.14
00954-1	2-1/2"	.009	1	.14

ID Plumbing Sizes

Part #	Size	Fill Dia.	Pack	Pack Weight
00843-12	1/8"	.005	12	.72
00844-12	1/4"	.005	12	.96
00845-12	3/8"	.005	12	.96
00846-12	1/2"	.005	12	.96
00847-12	5/8"	.005	12	.96
00848-12	3/4"	.008	12	.96
00849-12	1"	.008	12	.96
00850-6	1-1/4"	.008	6	.48
00851-6	1-1/2"	.008	6	.48
00852-6	2"	.008	6	.48
00853-6	2-1/4"	.008	6	.60
00854-6	2-1/2"	.010	6	.60

ID Plumbing Sizes

Part #	Size	Fill Dia.	Pack	Pack Weight
00743-12	1/8"	.005	12	.24
00744-12	1/4"	.005	12	.48
00745-12	3/8"	.005	12	.48
00746-12	1/2"	.006	12	.48
00747-12	5/8"	.006	12	.48
00748-12	3/4"	.008	12	.48
00749-12	1"	.008	12	.48
00750-6	1-1/4"	.008	6	.36
00751-6	1-1/2"	.008	6	.36
00752-6	2"	.008	6	.36
00753-6	2-1/4"	.008	6	.36
00754-6	2-1/2"	.008	6	.36

Standard Brush - 600 Series Single Spiral/Single Stem Carbon Steel Wire

Single spiral 2 wire carbon steel wire construction. Solid plastic hand-fitting handle with convenient hole for hanging. Also sold in packs of 50 & 100.

ID Plumbing Sizes

Part #	Size	Fill Dia.	Pack	Pack Weight
00643-12	1/8"	.005	12	.72
00644-12	1/4"	.005	12	.96
00645-12	3/8"	.006	12	.96
00646-12	1/2"	.007	12	.96
00647-12	5/8"	.007	12	.96
00648-12	3/4"	.008	12	.96
00649-12	1"	.010	12	.96
00650-6	1-1/4"	.010	6	.48
00651-6	1-1/2"	.010	6	.48
00652-6	2"	.010	6	.48
00653-6	2-1/4"	.010	6	.60
00654-6	2-1/2"	.010	6	.60




Economy Brush - 500 Series Single Spiral/Single Stem Carbon Steel Wire


Single spiral 2 wire carbon steel wire construction with oval wire handle. Also sold in packs of 50 & 100.

ID Plumbing Sizes

Part #	Size	Fill Dia.	Pack	Pack Weight
00543-12	1/8"	.005	12	.24
00544-12	1/4"	.005	12	.48
00545-12	3/8"	.006	12	.48
00546-12	1/2"	.007	12	.48
00547-12	5/8"	.007	12	.48
00548-12	3/4"	.007	12	.48
00549-12	1"	.008	12	.48
00550-6	1-1/4"	.010	6	.36
00551-6	1-1/2"	.010	6	.36
00552-6	2"	.010	6	.36
00553-6	2-1/4"	.010	6	.36
00554-6	2-1/2"	.010	6	.36



Power Fitting Brushes



Hex Shaft - 9700 Series

Stainless Steel - Single Spiral/Single Stem

Power fitting brush with hex shaft. Hex locks into all standard and quick lock type chucks for easy change over. MSFS 2,000 RPM w/o Hex chuck.



Part #	ID Size	OD Size	Fill Dia.	Pack	Pack Weight
09744-12	1/4"	3/8"	.005	12	.36
09745-12	3/8"	1/2"	.005	12	.36
09746-12	1/2"	5/8"	.006	12	.48
09747-12	5/8"	3/4"	.006	12	.48
09748-12	3/4"	7/8"	.008	12	.48
09749-12	1"	1-1/8"	.008	12	.60

Hex Shaft - 9500 Series

Carbon Steel - Single Spiral/Single Stem

Power fitting brush with hex shaft. Hex locks into all standards and quick lock type chucks for easy change over. MSFS 2,000 RPM w/o Hex chuck.



Part #	ID Size	OD Size	Fill Dia.	Pack	Pack Weight
09544-12	1/4"	3/8"	.005	12	.36
09545-12	3/8"	1/2"	.006	12	.36
09546-12	1/2"	5/8"	.007	12	.48
09547-12	5/8"	3/4"	.007	12	.48
09548-12	3/4"	7/8"	.008	12	.48
09549-12	1"	1-1/8"	.010	12	.60

Keyless Hex Chuck

Converts standard power drill chucks to quick change keyless use. MSFS 600 RPM.



Part #	Pack	Weight
00900	12	.10




WHEN USING BRUSHES WEAR GOGGLES OR FACE SHIELDS!

Twisted Stem - 8700 Series

Stainless Steel - Single Spiral/Single Stem

Power fitting brush with 2-1/2" twisted stem. MSFS 2,000 RPM.




Part #	ID Size	OD Size	Fill Dia.	Pack	Pack Weight
08743-12	1/8"	1/4"	.005	12	.24
08744-12	1/4"	3/8"	.005	12	.24
08745-12	3/8"	1/2"	.005	12	.36
08746-12	1/2"	5/8"	.006	12	.36
08747-12	5/8"	3/4"	.006	12	.48
08748-12	3/4"	7/8"	.008	12	.48
08749-12	1"	1-1/8"	.008	12	.60

Twisted Stem - 8500 Series

Carbon Steel - Single Spiral/Single Stem

Power fitting brush with 2-1/2" twisted stem. MSFS 2,000 RPM.




Part #	ID Size	OD Size	Fill Dia.	Pack	Pack Weight
08543-12	1/8"	1/4"	.005	12	.24
08544-12	1/4"	3/8"	.005	12	.24
08545-12	3/8"	1/2"	.006	12	.36
08546-12	1/2"	5/8"	.007	12	.36
08547-12	5/8"	3/4"	.007	12	.48
08548-12	3/4"	7/8"	.008	12	.48
08549-12	1"	1-1/8"	.010	12	.60

Power fitting brushes available in larger packs. Ask for pricing.



1101 S. Prairie Ave. PO Box 148 Waukesha, WI 53187
 Phone 262-547-3500 1-800-347-3501 Fax 262-547-3927
 Email brushes@schaferbrush.com www.schaferbrush.com

Exclusive! 2-IN-1 Tool



A combination tool that fits your hand comfortably and really works. One end cleans the fitting; the other cleans the tube. **Carbon steel** bristles throughout.

US Patent No. 5566416



Part #	Plbg. ID Size	Fill Dia.	Pack	Pack Weight
00996-12	1/2"	.007	12	1.44
00998-12	3/4"	.008	12	1.44
00996-100	1/2"	.007	100	12.00
00998-100	3/4"	.008	100	12.00

4-IN-1 Tool


This tough high carbon steel wire brush cleans the outside of tubing or the inside of fittings in the two most common sizes. Replacement kit contains all four brushes.



Part #	Description	Fill Dia.	Pack	Pack Weight
00974	Replacement Kit	.007	6	3.50
00977	1/2" x 3/4" ID Tool	.007	12	3.50

Outside Tube Brushes

Outside Tube Cleaning Brush



Tough molded plastic holder with comfortable sure grip design, high carbon steel wire brush.

Part #	ID Size	OD Size	Pack	Pack Weight
00963-6	1/8"	1/4"	6	.24
00964-6	1/4"	3/8"	6	.24
00965-6	3/8"	1/2"	6	.24
00966-6	1/2"	5/8"	6	.24
00967-6	5/8"	3/4"	6	.48
00968-6	3/4"	7/8"	6	.48
00969-6	7/8"	1"	6	.48
00970-6	1"	1-1/8"	6	.48


Power Hex Shaft



Our same tough outside brush with hex shafts attached for power operation.

Part #	ID Size	OD Size	Pack	Pack Weight
00986	1/2"	5/8"	1	.06
00987	5/8"	3/4"	1	.10
00988	3/4"	7/8"	1	.10
00989	7/8"	1"	1	.10
00990	1"	1-1/8"	1	.10

"The Work Horse"



Schaefer Brush offers the heavy duty Work Horse fitting brush line from 1/2" to 4" ID.
 Maximum amount of filament for optimum performance.
 Available in stainless steel or carbon steel.
 Extra heavy stem wire with large handle for easy grip.
 Bonus! 1/2", 3/4" and 1" packed in sturdy plastic reusable boxes.

ID Plumbing Sizes - Carbon Steel

Part #	Size	Fill Dia.	Pack	Pack Weight
00276**	1/2"	.007	12	1.26
00278**	3/4"	.008	12	1.36
00279**	1"	.008	10	1.40
00280*	1/2", 3/4", 1"	N/A	12	1.36
00250	1-1/4"	.010	1	.10
00251	1-1/2"	.010	1	.10
00252	2"	.0118	1	.16
00253	2-1/4"	.0118	1	.18
00254	2-1/2"	.0118	1	.18
00255	3"	.0118	1	.20
00258	4"	.0118	1	.20

ID Plumbing Sizes - Stainless Steel

Part #	Size	Fill Dia.	Pack	Pack Weight
00376**	1/2"	.006	12	1.26
00378**	3/4"	.008	12	1.36
00379**	1"	.008	10	1.40
00380*	1/2", 3/4", 1"	N/A	12	1.36
00350	1-1/4"	.010	1	.10
00351	1-1/2"	.010	1	.10
00352	2"	.012	1	.16
00353	2-1/4"	.012	1	.18
00354	2-1/2"	.012	1	.18
00355	3"	.012	1	.20
00358	4"	.012	1	.20



CAUTION
 WHEN USING
 BRUSHES WEAR
 GOGGLES OR
 FACE SHIELDS!



**Only top three part #'s are available in the Reusable Boxes!

*00280 & 00380 is an assortment of six 1/2", four 3/4" and two 1". Available in the Reusable Boxes!

Custom Labeling/Packaging



SCHAEFER BRUSH
MANUFACTURING™

Your Logo Here! →

Your Part # Here


Picture of Product Here

Brush Description Here

Customize your label to fit your company's needs!
 Many different sizes available.

Your Company Information Here

- Custom Packaging
- All Series, All models
- Colored Labels
- Colored Plastic Fitting Brush Handles
- Custom Logo pad printed on Handles
- Reusable plastic containers available
- Call for details
- Samples available on request!



SCHAEFER BRUSH
MANUFACTURING™

of Brushes

Part #:

Description 1

Description 2

MADE IN USA

Product Type Size

Description 1 goes here

Part #:

Picture of Product Here

Description 2 goes here

MADE IN USA 